

This article was downloaded by:

On: 28 January 2011

Access details: Access Details: Free Access

Publisher Taylor & Francis

Informa Ltd Registered in England and Wales Registered Number: 1072954 Registered office: Mortimer House, 37-41 Mortimer Street, London W1T 3JH, UK



Phosphorus, Sulfur, and Silicon and the Related Elements

Publication details, including instructions for authors and subscription information:

<http://www.informaworld.com/smpp/title~content=t713618290>

THE SYNTHESIS OF NOVEL ORGANOGERMANIUM COMPOUNDS CONTAINING PHOSPHONIC ESTERS BY MANNICH-TYPE REACTION

Zhongbiao Zhang^a; Dayong He^a; Ruyu Chen^a

^a Institute of Elemento-Organic Chemistry, Nankai University, National Laboratory of Elemento-Organic Chemistry, Tianjin, People's Republic of China

To cite this Article Zhang, Zhongbiao, He, Dayong and Chen, Ruyu(1997) 'THE SYNTHESIS OF NOVEL ORGANOGERMANIUM COMPOUNDS CONTAINING PHOSPHONIC ESTERS BY MANNICH-TYPE REACTION', Phosphorus, Sulfur, and Silicon and the Related Elements, 126: 1, 273 — 281

To link to this Article: DOI: 10.1080/10426509708043566

URL: <http://dx.doi.org/10.1080/10426509708043566>

PLEASE SCROLL DOWN FOR ARTICLE

Full terms and conditions of use: <http://www.informaworld.com/terms-and-conditions-of-access.pdf>

This article may be used for research, teaching and private study purposes. Any substantial or systematic reproduction, re-distribution, re-selling, loan or sub-licensing, systematic supply or distribution in any form to anyone is expressly forbidden.

The publisher does not give any warranty express or implied or make any representation that the contents will be complete or accurate or up to date. The accuracy of any instructions, formulae and drug doses should be independently verified with primary sources. The publisher shall not be liable for any loss, actions, claims, proceedings, demand or costs or damages whatsoever or howsoever caused arising directly or indirectly in connection with or arising out of the use of this material.

THE SYNTHESIS OF NOVEL ORGANOGERMANIUM COMPOUNDS CONTAINING PHOSPHONIC ESTERS BY MANNICH-TYPE REACTION

ZHONGBIAO ZHANG, DAYONG HE and RUYU CHEN

Institute of Elemento-Organic Chemistry, Nankai University, National Laboratory of Elemento-Organic Chemistry, Tianjin 300071, People's Republic of China

(Received 4 February, 1997; In final form 28 March, 1997)

A new kind of Mannich-type reaction involving an intramolecular catalysis mechanism was applied for the synthesis of α -aminogermeryl phosphonic esters. It was found that the carbonyl group was activated by the coordination between the oxygen atom and the germanium atom. Different amines were investigated under the same reaction conditions. The structures of the products were determined by ^1H , ^{31}P NMR, IR spectra, and elemental analysis.

Keywords: Mannich reaction; intramolecular catalization; penta-coordination; germasesquioxides; α -aminophosphonates.

INTRODUCTION

The Mannich-type reaction is one of the convenient methods for the preparation of α -aminophosphonic acid derivatives, some of which have herbicidal and anti-tumor activities.^{1,2} The mechanism may involve a nucleophilic attack from amine to aldehyde or acetone to form a hydroxyl intermediate.³ Many Mannich-type reactions can be catalyzed by Lewis acids, which make carbonyl groups more active.⁴ For some Mannich-type reactions, it is very difficult to proceed even in a strong protonic solvent, for example, as the reactant, amines connected with electron-drawing groups or aliphatic aldehydes.^{5,6} Up to now, Mannich-type reactions involving organogermanium compounds have not been investigated. Germasesquioxides have antitumor and other activities, but their high polymerizing power and poor solubilities often make their activities low.⁷

Recent studies show that germesquioxides when modified by phosphonic acid groups⁸ or combined with α -aminophosphonic acid groups⁹ have high antitumor or antiinflammatory activities.

In order to find efficient medicines and study new Mannich-type reactions involved organogermanium compounds, we have synthesized a series of γ -organogermyl- α -aminophosphonates **1** by the reaction of different substituted amines, **2** with 3-trichlorogermylbutanal **3** and triphenyl phosphite. The principal advantages of this reaction are: the procedure is simple, the reaction proceeds smoothly under mild conditions, the yield and purity of the corresponding products are good.

RESULTS AND DISCUSSION

Compound **3** reacted in acetic acid or dichloromethane with substituted amines **2** and triphenyl phosphite at certain temperatures for a short period (Table I) to produce diphenyl γ -trichlorogermyl- α -aminophosphonates **4**. The reaction process was monitored by ^{31}P NMR and TLC method. When no signal was detected for starting materials **2** and triphenyl phosphite, the following reaction sequence was observed. Intermediates **4** could not be isolated in pure form, and were directly converted into germesquioxides **1** with water.

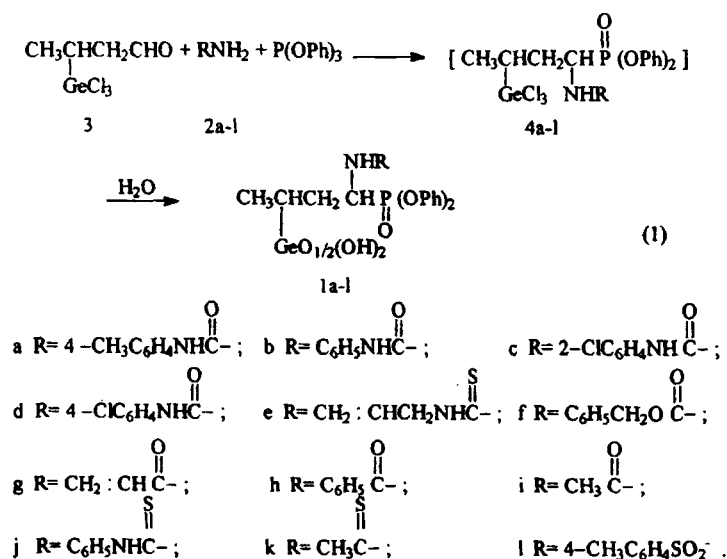


TABLE I The results and conditions of reaction of 3 with 2 and (PhO)P in AcOH

Compds.	Reaction Conditions		Yields by ^{31}P NMR (%)	δ_p	
	Temperature ($^{\circ}\text{C}$)	Time(min.)			
4a	11	60	82.1	15.75,	16.28
4b	17	60	88.4	16.69,	17.23
4c	11	60	87.5	15.39,	16.02
4d	11	60	84.6	15.34,	15.88
4e	17	30	90.3	16.15,	16.69
4f	17	60	73.5	15.48,	16.02
4g	12	60	60.1	15.75,	16.69
4h	12	150	47.6	15.75,	16.64
4i	12	150	69.8	15.48,	16.02
4j	17	30	92.5	15.34,	16.02
4k	12	150	90.1	16.69,	17.23
4l	40	360	74.4	15.75,	16.15

The structures of compounds 1 have been confirmed by spectroscopic criteria (Tables II, III) and quantitative elemental analysis.

Table II ^1H and ^{31}P NMR data of compounds 1^a

Compd.	^1H chemical shifts					^{31}P
	R ^b	CH_3CHGe^b	CH_2^b	CHP^b	$\text{C}_6\text{H}_5\text{O}^b$	
1a	8.39(s, 4- $\text{CH}_3\text{C}_6\text{H}_4\text{NHC}(=\text{O})-$)	1.06-1.15	1.90-2.19	3.40-3.77	7.00-7.82	19.65
	2.21(s, 4- $\text{CH}_3\text{C}_6\text{H}_4\text{NHC}(=\text{O})-$)					
	7.00-7.82(m, 4- $\text{CH}_3\text{C}_6\text{H}_4\text{NHC}(=\text{O})-$)					
1b	8.50(s, $\text{C}_6\text{H}_5\text{NHC}(=\text{O})-$)	1.04-1.10	1.94-2.26	3.37-3.62	6.72-7.62	18.15 20.59
	6.72-7.62(m, $\text{C}_6\text{H}_5\text{NHC}(=\text{O})-$)					

a. Solvent is CDCl_3

b. Unresolved multiples

276

276

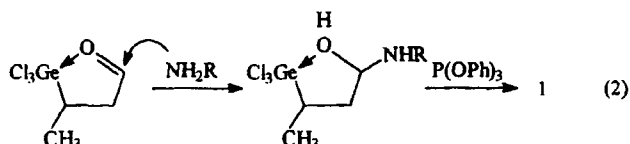
276

276

TABLE III IR data of compounds I

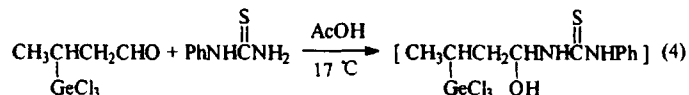
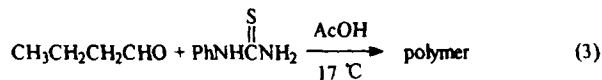
<i>Compds.</i>	<i>IR(cm⁻¹, KBr)</i>					
1a	3355.5	3045.5	2911.0	1649.4	1594.4	1540.0
	1511.6	1487.2	1452.4	1311.6	1291.2	1201.6
	1157.2	1064.8	933.1	868.8	786.4	714.0
1b	3362.5	3086.0	2941.0	1683.0	1651.9	1593.4
	1544.0	1507.2	1486.3	1439.8	1309.9	1200.8
	1179.6	1156.3	1063.8	978.5	932.1	867.8
	752.2	686.5				
1c	3369.5	3109.5	2939.0	1693.0	1652.4	1590.3
	1531.2	1486.9	1453.7	1229.8	1201.6	1180.6
	1156.9	1065.0	1022.0	934.4	871.5	752.9
	704.0					
1d	3367.2	3108.8	2919.7	1694.4	1658.5	1587.6
	1529.8	1486.7	1452.9	1227.6	1201.8	1182.7
	1160.4	1065.0	1028.1	934.4	869.6	748.8
1e	3383.5	3248.0	3046.0	2908.0	1634.8	1588.2
	1540.9	1486.6	1452.7	1249.6	1202.3	1180.1
	1157.0	1065.2	1021.6	981.9	935.4	873.7
	762.5	686.1				
1f	3375.5	3046.5	2916.0	1697.1	1649.0	1588.4
	1565.7	1509.3	1486.4	1451.6	1375.2	1248.9
	1204.1	1182.0	1021.1	932.3	868.4	761.8
	709.0	685.9				
1g	3378.5	3091.5	2914.5	1714.0	1658.2	1623.6
	1589.6	1562.5	1487.4	1453.2	1204.5	1180.2
	1157.5	1021.3	994.6	930.4	872.6	761.7
	727.4	686.8				
1h	3377.5	3146.2	2938.5	1643.1	1589.3	1524.8
	1486.8	1452.8	1306.0	1250.1	1204.7	1156.7
	1021.3	930.9	871.0	763.4	686.3	
1i	3369.4	3042.1	2938.4	1645.7	1587.4	1521.9
	1486.7	1452.8	1306.5	1250.1	1201.9	1155.8
	1021.3	930.7	869.0	762.9	687.5	
1j	3296.5	3043.5	2911.0	1702.7	1588.8	1527.9
	1486.1	1448.0	1380.2	1348.7	1314.6	1201.7
	1180.4	1157.2	1065.5	1021.6	935.8	872.8
	759.3	708.8	628.6			
1k	3272.0	3047.7	2907.9	1635.7	1587.7	1521.3
	1486.7	1452.7	1243.8	1203.9	1178.3	1157.0
	1065.3	1023.8	1021.7	1180.5	1149.8	1038.9
	1022.7	935.8	872.9	758.3	686.4	
1l	3371.5	3252.0	3053.0	2910.5	2591.5	2484.0
	1589.1	1486.4	1451.4	1328.4	1204.5	1181.2
	1153.7	1111.9	1020.3	990.6	930.4	871.8
	761.6	701.0	662.0			

Compared with similar Mannich-type reactions without an organogermanium group involved, the reaction (Equation (1)) conditions are mild. It can proceed easily at low temperature in a short time in a protonic solvent or even in a non-protonic solvent. This can be explained as being due to the intramolecular catalytic mechanism. The existence of empty 4d orbitals made the germanium atom easily form a coordinated bond with an electron-donor (intramolecular coordination or intermolecular coordination). When the germanium atom was bonded to strong electron-drawing atoms or groups, the coordination trend would be increased. In compound 3, the germanium atom was bonded to the three chlorine atoms, the oxygen atoms of the carboxyl group interacted with germanium atom to form the fifth coordinated bond, which made the carbon atom more positive, and easily attacked by nucleophilic agents.



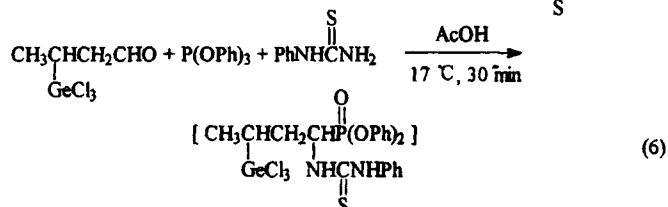
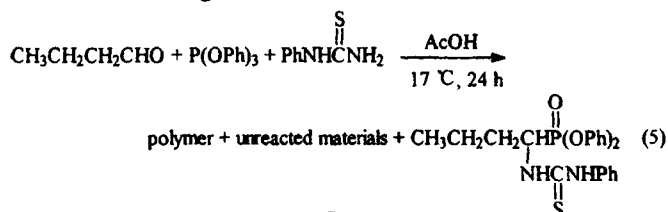
Besides mild reaction conditions and a short reaction period, other experimental observations that could explain the mechanism were investigated.

1. IR spectrum of 3-trichlorogermylbutanal and that of butanal were different. The strengthening and winging vibration of the carbonyl group in 3-trichlorogermylbutanal were very weak compared with those of butanal, which might be due to the coordination between the carbonyl group and the germanium atom resulting in the formation of a five-membered ring. It has also been proven by ³⁵Cl NMR that intramolecular coordination exists in organogermanium compounds containing trichlorogermyl and carbonyl groups.
2. Two reactions below were investigated:



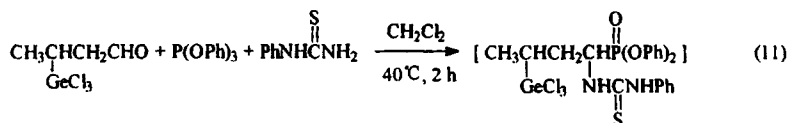
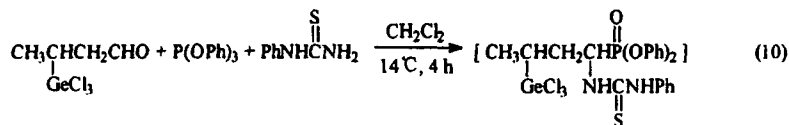
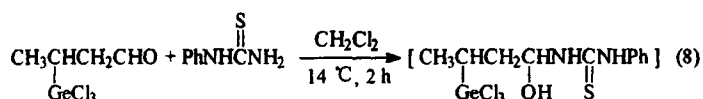
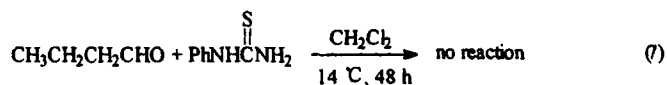
The product of reaction (3) was reported by G.H. Birum in 1974. The product of reaction (4) could not be isolated in pure form, and its structure was directly determined by ¹H NMR with CF₃CO₂H as the solvent. The reactions were monitored by TLC method.

Similar reactions were also investigated:



The reactions were monitored by ^{31}P NMR and TLC. Reaction (5) could not stop until the polymer product was formed.

3. Five reactions below were investigated:



The above reactions were monitored by ^{31}P NMR and TLC method. Reactions (7) and (9) could not occur without acidic catalysts. Reactions (8), (10) and (11) proceed smoothly and rapidly.

4. The reaction of 3-trichlorogermylbutanal with substituted amines and triphenyl phosphite could not be inhibited by weak Lewis base (e.g. $\text{P}(\text{OEt})_3$) or strong Lewis base (e.g. Et_3N).

Reactions (3) and (5) produced polymeric products, but reaction (4) and (6) did not. This could be explained by the coordination between hydroxyl and germanium atom (see Equation (2)). The coordination between oxygen atom and germanium atom weakened the nucleophilic ability of the oxygen atom to the carbonyl group of the aldehyde, and resulted in no polymer formation. Reactions (8), (10) and (11) could take place in non-protonic solvent without catalyst, but reactions (7) and (9) could not. All of these were ascribed to the ability of germanium to form penta-coordination structures.

EXPERIMENTAL

^1H , ^{31}P NMR spectra were run on a JEOL FX-90Q spectrometer. ^1H chemical shifts are reported in parts per million-- relative to internal tetramethylsilane. All ^{31}P NMR chemical shifts are reported in parts per million relative to 85% phosphoric acid(external). In all cases the nuclei which are deshielded relative to their respective standard are assigned a positive chemical shift. ^{31}P NMR spectra were obtained using full proton coupling. ^{31}P NMR spectra were acquired by using a 90°C tip angle and a 2-40 repetition rate with no pulse delay. IR spectra were run on a DS-301 spectrometer. Quantitative elemental analyses were run on a Yana MT-3. The wave length of UV light used in TLC was 253.7nm, and the spreading agent was petroleum ether-acetone (4:1).

3-Trichlorogermylbutanal / amines / triphenylphosphite reaction

To the solution of 3-trichlorogermylbutanal(5mmol) in gl. acetic acid (25ml). amine (5mmol) was added. The reaction mixture was stirred at room temperature until the solid was dissolved completely. Then triphenyl phosphite(5mmol) was added. The reaction was examined by TLC and ^{31}P NMR per half an hour. A sealed capillary tube containing trimethyl phosphate was placed in the NMR tube. The disappearance of the signal meant the cessation of the reaction.

General procedure for the preparation of compounds 1a-l

The above procedure was carried out, and then the reaction mixture was concentrated by evaporation under vacuum. The residue was hydrolysed with water to give a white solid which was recrystallized from a mixture of DMF and benzene to give compounds **1a-l**.

1a. 76.2% yield, mp>300°C . Anal. Calcd. for $\text{C}_{24}\text{H}_{28}\text{GeN}_2\text{PO}_{6.5}$:
C, 52.72; H, 4.94; N, 5.08. Found: C, 51.83; H, 4.64; N, 4.97

- 1b. 84.9% yield, mp>300°C. Anal. Calcd. for $C_{23}H_{26}GeN_2PO_{6.5}$:
C, 51.35; H, 4.87; N, 5.21. Found: C, 51.24; H, 4.28; N, 5.36
- 1c. 82.7% yield, mp>300°C. Anal. Calcd. for $C_{23}H_{25}ClGeN_2PO_{6.5}$:
C, 48.26; H, 4.40; N, 4.89. Found: C, 48.26; H, 4.80; N, 4.80
- 1d. 80.7% yield, mp>300°C. Anal. Calcd. for $C_{23}H_{25}ClGeN_2PO_{6.5}$:
C, 48.26; H, 4.40; N, 4.89. Found: C, 48.34; H, 4.65; N, 4.84
- 1e. 87.3% yield, mp>300°C. Anal. Calcd. for $C_{20}H_{26}GeN_2PO_{5.5}S$:
C, 46.38; H, 5.06; N, 5.41. Found: C, 46.20; H, 4.71; N, 5.62
- 1f. 86.6% yield, mp>300°C. Anal. Calcd. for $C_{24}H_{27}GeNPO_{7.5}$:
C, 52.13; H, 4.92; N, 2.53. Found: C, 52.16; H, 4.63; N, 2.55
- 1g. 69.8% yield, mp>300°C. Anal. Calcd. for $C_{19}H_{23}GeNPO_{6.5}$:
C, 48.26; H, 4.90; N, 2.96. Found: C, 48.30; H, 4.60; N, 2.81
- 1h. 68.4% yield, mp>300°C. Anal. Calcd. for $C_{23}H_{25}GeNPO_{6.5}$:
C, 52.82; H, 4.82; N, 2.69. Found: C, 52.77; H, 4.87; N, 2.56
- 1i. 64.5% yield, mp>300°C. Anal. Calcd. for $C_{18}H_{23}GeNPO_{6.5}$:
C, 45.33; H, 4.86; N, 2.93. Found: C, 45.19; H, 4.61; N, 3.05
- 1j. 89.4% yield, mp>300°C. Anal. Calcd. for $C_{23}H_{26}GeN_2PO_{5.5}S$:
C, 49.87; H, 4.73; N, 5.06. Found: C, 49.81; H, 4.99; N, 5.34
- 1k. 42.3% yield, mp>300°C. Anal. Calcd. for $C_{18}H_{23}GeNPO_{5.5}S$:
C, 45.33; H, 4.86; N, 2.93. Found: C, 45.19; H, 4.61; N, 3.05
- 1l. 51.4% yield, mp>300°C. Anal. Calcd. for $C_{23}H_{27}GeNPO_{7.5}$:
C, 48.22; H, 4.75; N, 2.45. Found: C, 47.98; H, 4.71; N, 2.52

Acknowledgements

This project is supported by the National Natural Science Foundation of China and by the National Laboratory of Elemento-Organic Chemistry.

References

- [1] L. Maier, *Ciba. Geigy AGEF*, **767**(1979).
- [2] (a) B. Wysocka-Skrzela, *Polish J. Chem.*, **56**, 1573(1982); (b) K.D. Collins, G.R. Stark, *J. Biochem.*, **246**, 6599(1971).
- [3] G.H. Birum, *J. Org. Chem.*, **39**, 209(1974).
- [4] C.Y. Yuan, Y.M. Qi, *Acta Chimica Sinica*, **44**, 780(1986).
- [5] C.Y. Yuan, Y.M. Qi, C.L. Xiang, *Acta Chimica Sinica*, **43**, 243(1985).
- [6] K. Asai, H. Okikawa, *Japan* **46**–2964(1971).
- [7] R. Sato, *Jpn. Kokai Tokyo Koho*, **59**–16826(1984).
- [8] Kuono, Masayasu, Sanwa Kagaku Kenkyusho Co. Ltd., EP 525573(1973).
- [9] (a) R. Y. Chen, L.Z. Liu, Z.B. Zhang, *Chin. Chem. Lett.*, **6**, 855(1995); (b) R. Y. Chen, L.Z. Liu, Z.B. Zhang, *Heteroatom Chemistry*, **6**, 503(1995).
- [10] (a) G.M. Apal'kova, A.I. Gusev, S.N. Gurkova, *Metalloorg. Khim.*, **1**, 42(1988); (b) E.P. Kramarova, G.I. Oleneva, A.G. Shipov, *Metalloorg. Khim.*, **4**, 68(1991); (c) I.D. Kalikhman A.I. Albanov, O.B. Bannikova, *Metalloorg. Khim.*, **2**, 637 (1989).
- [11] (a) V.P. Feshin, P.A. Nikitin, M.G. Voronkov, *Dokl. Akad. Nauk SSSR*, **274**, 665(1984); (b) V.P. Feshin, P.A. Nikitin, M.G. Vonkov, *Zh. Obshch. Khim.*, **54**, 646(1984).